

IMPERIAL ARMOUR™


CERASTUS KNIGHT ACHERON

The copyright on the model designs and components within this box is the exclusive property of Games Workshop Ltd. Copyright Games Workshop Ltd., 2014. All rights reserved.

COMPONENTS LIST

1. Shoulder Pad Mount Right
2. Hatch
3. Carapace
4. Torso Rear
5. Shoulder Pad Mount Left
6. Head
7. Right Head Pipe
8. Left Head Pipe
9. Right Exhaust
10. Left Exhaust
11. Interior
12. Neck
13. Torso Joint
14. Torso Right
15. Torso Front
16. Torso Left
17. Right Chest Plate
18. Left Chest Plate
19. Shoulder Pad
20. Shoulder Pad
21. Loin Banner
22. Lower Arm
23. Horus Symbol
24. Imperium Symbol
25. Mechanicum Symbol
26. Freeblade Symbol
27. Shoulder Joint Left x2
28. Shoulder Pivot x2
29. Shoulder Joint Right x2
30. Elbow
31. Shoulder Piston x2
32. Upper Arm x2
33. Flame Cannon canister top x2
34. Flame Cannon Canisters
35. Fuel Feed Pipes
36. Acheron Pattern Flame Cannon
37. Right Flame Cannon Ignition
38. Left Flame Cannon Ignition
39. Right Reaper Chain Blade
40. Left Reaper Chain Blade
41. Reaper Chainfist Housing
42. Chainfist Lower Arm
43. Right Reaper Arm Cylinder
44. Left Reaper Arm Cylinder
45. Reaper Arm Piston x2

46. Flame Cannon Shield
47. Acheron Flame Cannon Rear
48. Upper Leg Right
49. Hips
50. Upper Leg Left
51. Hip Piston Rod x2
52. Hip Piston x2
53. Groin Plate
54. Lower Leg x2
55. Hip Cable Right
56. Hip Cable Left
57. Shin Plate x2
58. Small Toes x6
59. Large Toe x2
60. Ankle Ring x2
61. Ankle Piston x8
62. Ankle Piston Rods x8
63. Foot x2



This kit contains all the pieces required to construct a Cerastus Knight Acheron

To glue the resin pieces together use Citadel Super Glue.

NOTE: We have cast this kit using the most advanced techniques and the best quality resin, but due to the nature of the casting process your model may contain very slight air bubbles. These can easily be filled with model filler or super glue. Any slight warpage of thin parts can easily be corrected by immersing the part in hot tap water for about 1 minute then carefully bending it back into shape.

THIS IS NOT A TOY

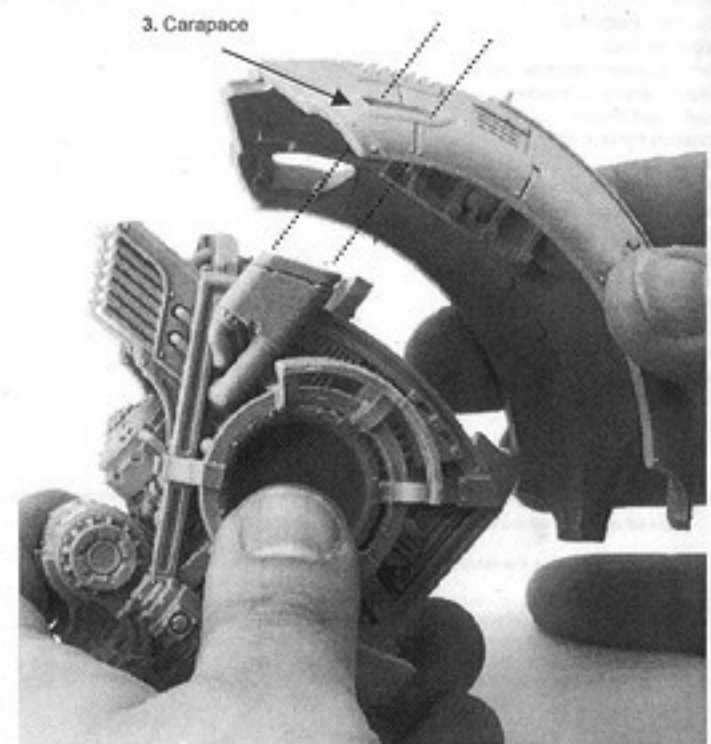


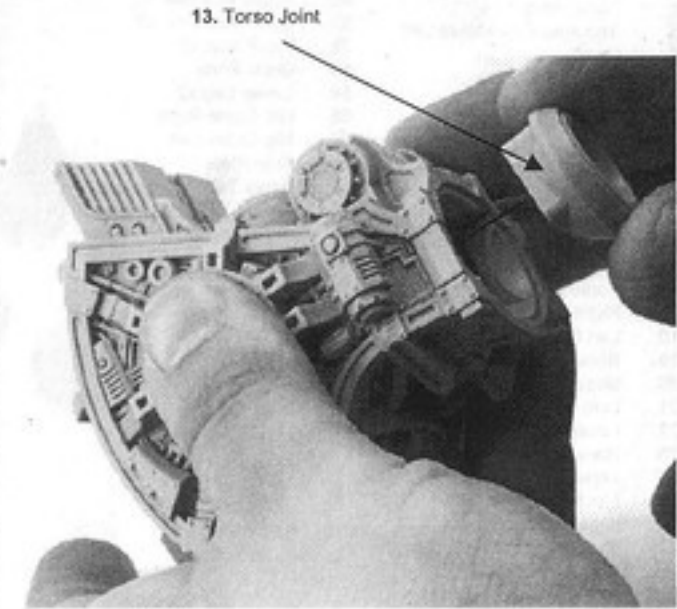
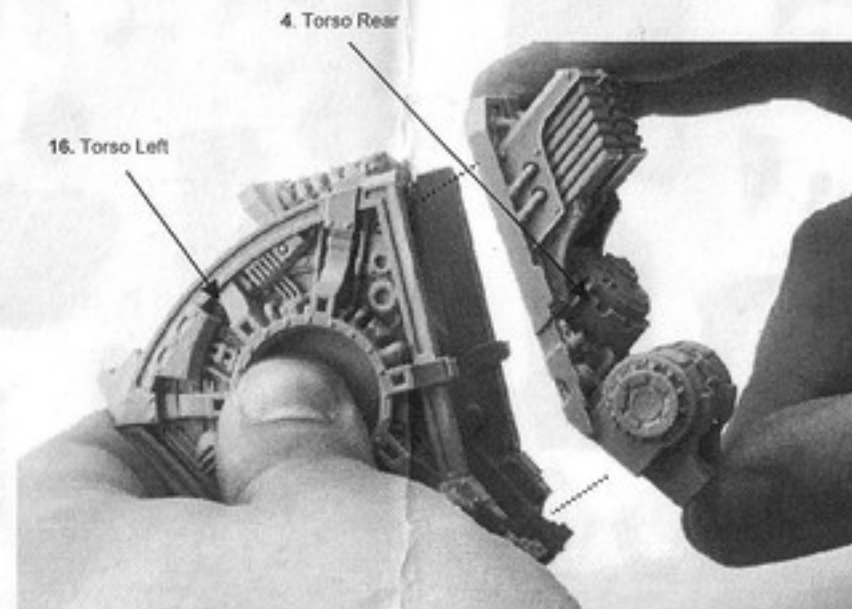
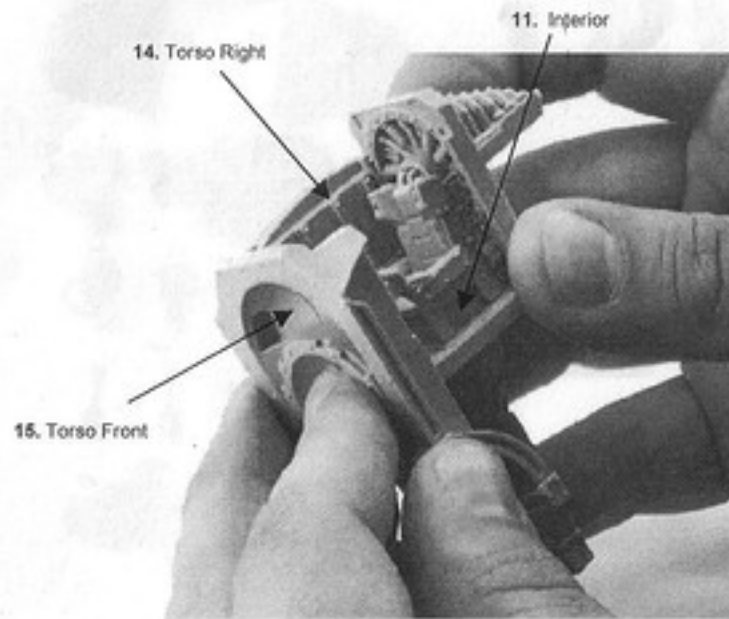
Not suitable for children under 15 years of age.

WARNING: Resin dust can be harmful if inhaled. Always wear a dust mask or respirator when sanding or sawing resin parts.

IMPERIAL ARMOUR

TORSO ASSEMBLY




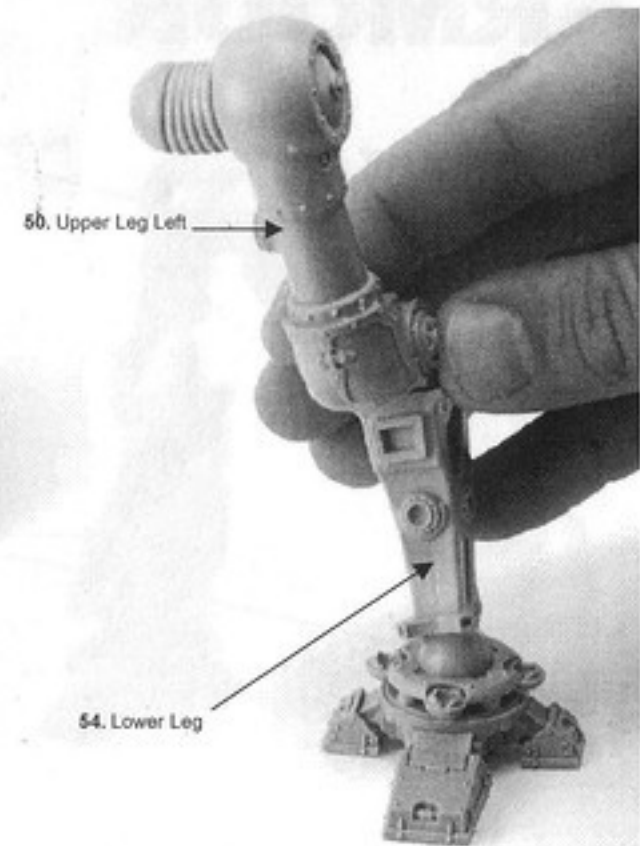

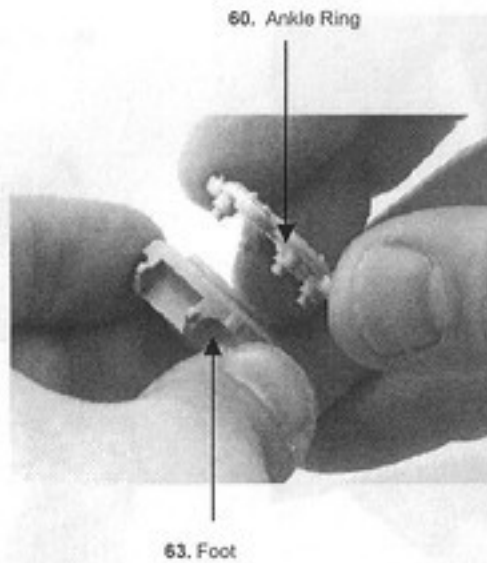
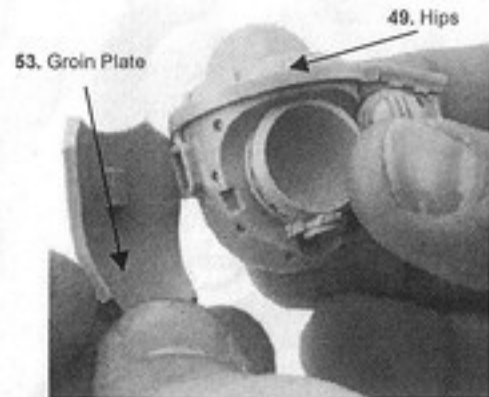
The copyright on the model designs and components within this box is the exclusive property of Games Workshop Ltd. Copyright Games Workshop Ltd., 2014. All rights reserved.



1. Shoulder Pad Mount Right

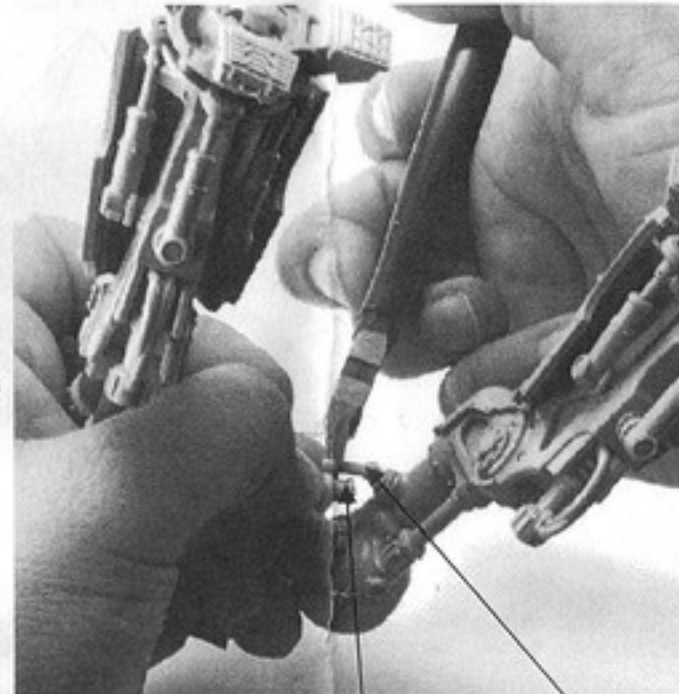
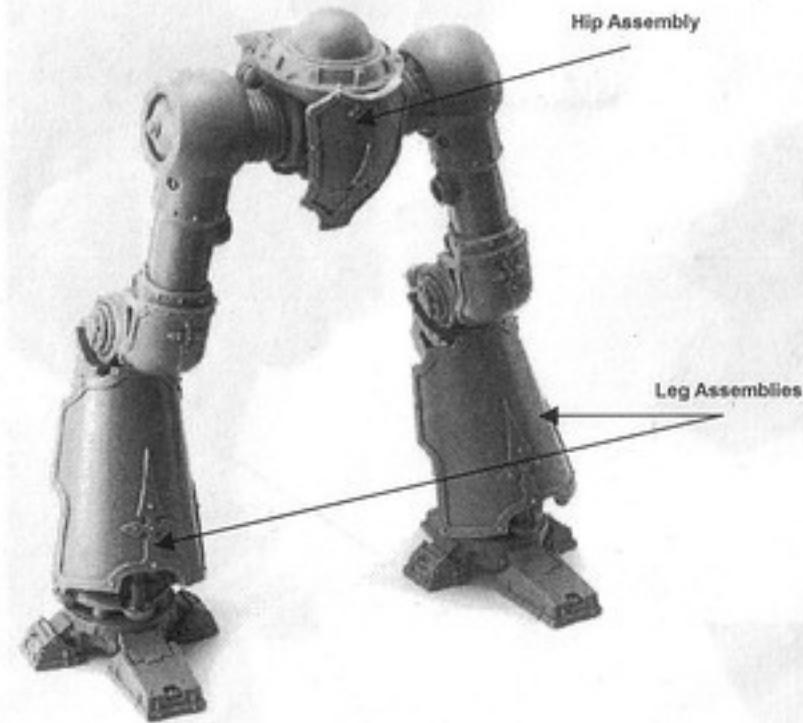
IMPERIAL ARMOUR™

LEGS ASSEMBLY



IMPERIAL™ ARMOUR


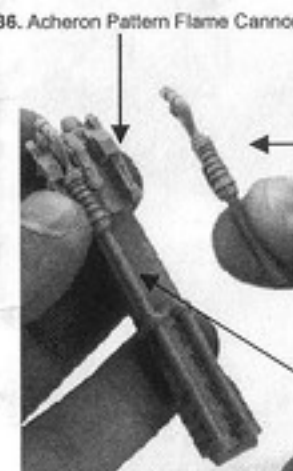
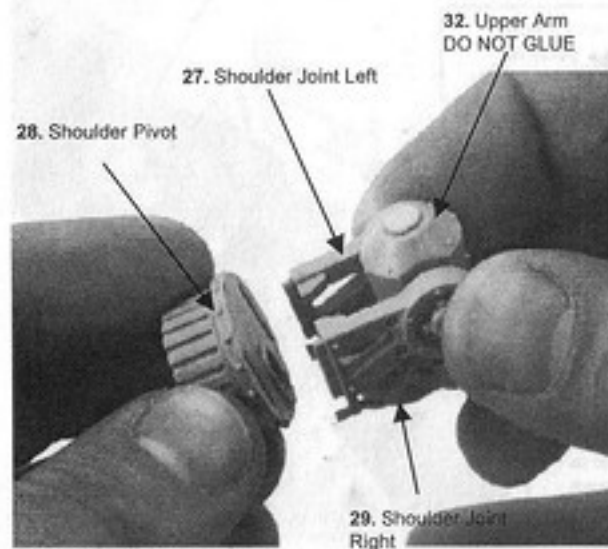
The copyright on the model designs and components within this box is the exclusive property of Games Workshop Ltd. Copyright Games Workshop Ltd., 2014. All rights reserved.



Depending on the leg poses you may need to apply heat and bend the Hip Cables to fit.

ARMS ASSEMBLY

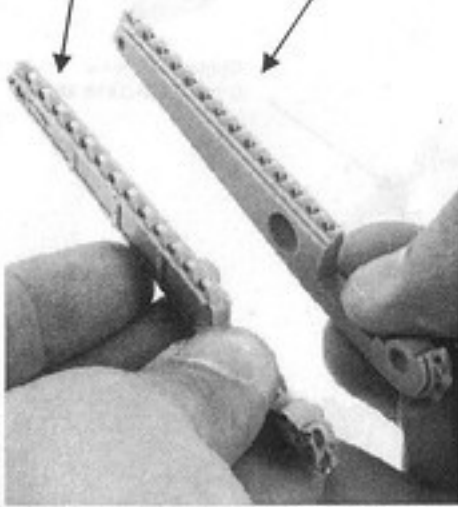
It may be necessary to trim a small amount off of the Hip Piston Rod to fit into the Hip Piston depending on leg pose.



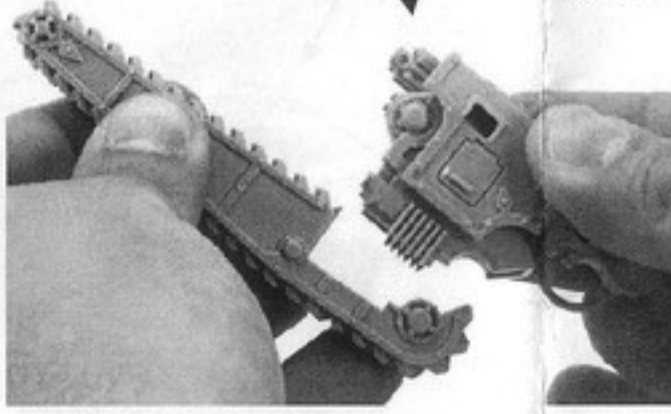
IMPERIAL ARMOUR™

40. Left Reaper Chain Blade

39. Right Reaper Chain Blade



41. Reaper Chainfist Housing



42. Chainfist Lower Arm

43. Right Reaper Arm Cylinder




45. Reaper Arm Piston (connects to Reaper Arm Cylinder. Do not glue until final pose determined.)

2. Hatch

Torso Assembly


Upper Arms Assembly

Legs Assembly




34. Flame Cannon Canisters

33. Flame Cannon canister top




6. Head

8. Left Head Pipe



6. Head
DO NOT GLUE



12. Neck



The copyright on the model designs and components within this box is the exclusive property of Games Workshop Ltd. Copyright Games Workshop Ltd., 2014. All rights reserved.

Forge World, Games Workshop, Willow Road, Lenton, Nottingham, NG7 2WS, UK. Tel. 0044 (0)115 900 4995

IMPERIAL™ ARMOUR



The copyright on the model designs and components within this box is the exclusive property of Games Workshop Ltd. Copyright Games Workshop Ltd., 2014. All rights reserved.

Forge World, Games Workshop, Willow Road, Lenton, Nottingham, NG7 2WS, UK. Tel. 0044 (0)115 900 4995