


# IMPERIAL™ ARMOUR

## COBRA TYPE II SUPER HEAVY GRAV TANK

### COMPONENTS LIST

1. Hull
2. Rear Hull Plate
3. Gunner Cockpit
4. Distortion Cannon
5. Distortion Cannon frame
6. Distortion Cannon Left Vent
7. Distortion Cannon Right Vent
8. Distortion Cannon Central Vent
9. Distortion Cannon Fins
10. Fin Mounts (x2)
11. Manoeuvring Fins (x2)
12. The Engines (Left and Right)
13. Vector Nozzles (x6)
14. Flying Base Peg
15. Heavy Weapon Mount
16. Eldar School/Naming Plate
17. Sensor
18. Pilot/Gunner (X2)
19. Crew Arms (x2)



Kit also includes :  
Plastic Canopy (x2) and large flying Base.  
Plastic Weapons Sprue

This kit contains all the pieces required to build the Cobra Type II Grav Tank  
To glue the resin pieces together and to plastic kit parts  
use Citadel Super Glue.

NOTE: We have cast this kit using the most advanced techniques  
and the best quality resin, but due to the nature of the casting process your  
model may contain very slight air bubbles. These can easily be filled with  
model filler or super glue. Any slight warpage of thin parts can easily be  
corrected by immersing the part in hot tap water for about 1 minute then  
carefully bending it back into shape.

#### THIS IS NOT A TOY



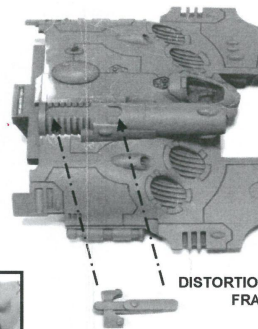
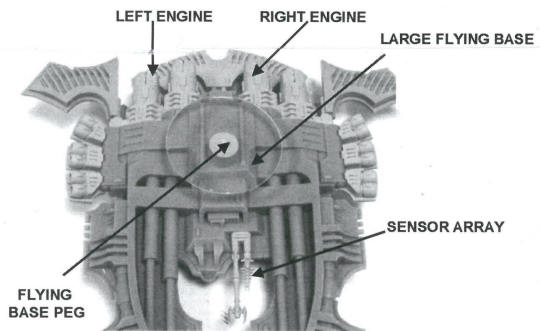

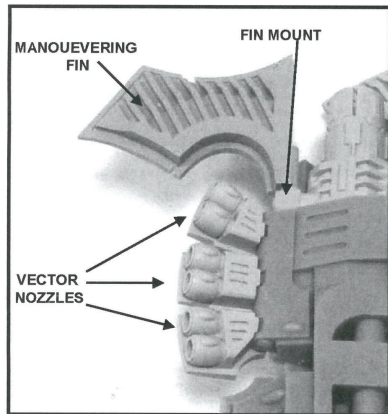
Not suitable for children under 15 years of age.

WARNING: Resin dust can be harmful if inhaled. Always wear a dust  
mask or respirator when sanding or sawing resin parts.

The copyright on the model designs and components within  
this box is the exclusive property of Games Workshop Ltd.  
Copyright Games Workshop Ltd., 2008. All rights reserved.

Product code : IA-ELD-T-027

Forge World, Games Workshop, Willow Road, Lenton, Nottingham, NG7 2WS, UK. Tel. 0044 (0)115 916 8177



The Distortion Cannon can be modelled closed (see image on the left) or open. If modelling the vents closed, do not use the Distortion Cannon Frame.