

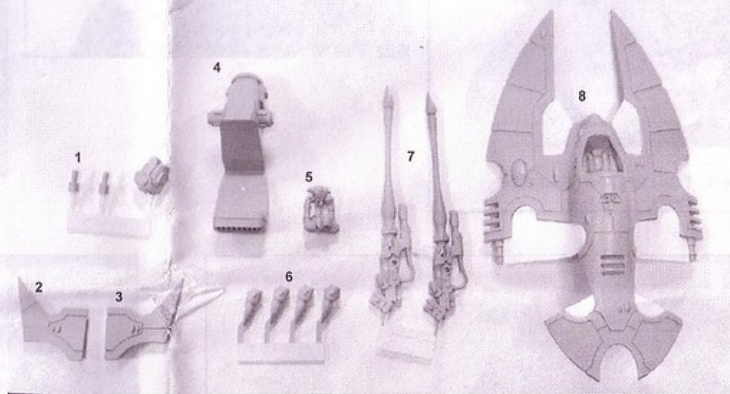
IMPERIAL™ ARMOUR

ELDAR HORNET IA-ELD-T-028 99590104050

ELDAR HORNET RESIN COMPONENTS LIST

1. Weapon Mount/Thruster Sprue
2. Left Stabilising Fin
3. Right Stabilising Fin
4. Main Engine Intake
5. Pilot
6. Vector Thrust Nozzle Sprue
7. Bright Lance Sprue
8. Main Hull

Kit also includes :
Plastic Canopy, large flying Base,
and plastic Eldar Heavy Weapons Sprue



This kit contains all the pieces required to build the Eldar Hornet
To glue the resin pieces together and to plastic kit parts
use Citadel Super Glue.

NOTE: We have cast this kit using the most advanced techniques
and the best quality resin, but due to the nature of the casting process your
model may contain very slight air bubbles. These can easily be filled with
model filler or super glue. Any slight warp of thin parts can easily be
corrected by immersing the part in hot tap water for about 1 minute then
carefully bending it back into shape.

THIS IS NOT A TOY

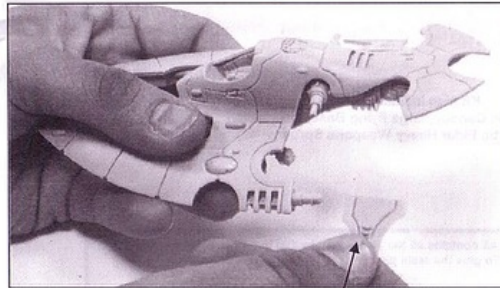
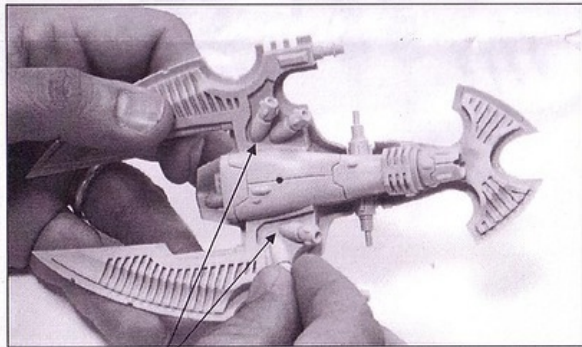
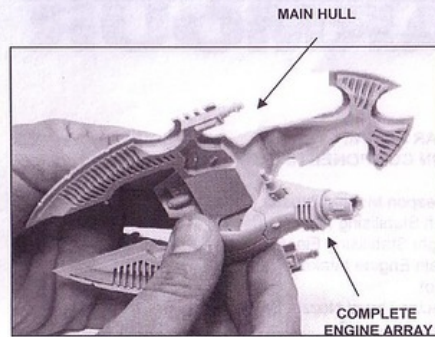
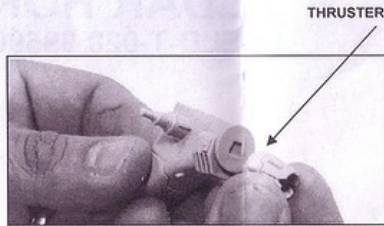
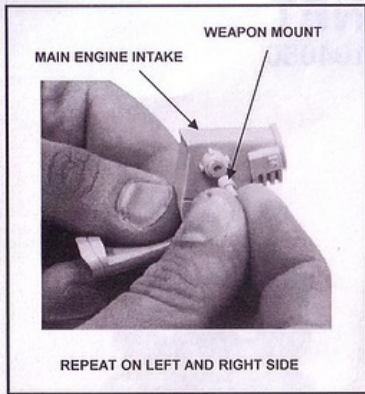
Not suitable for children under 15 years of age.

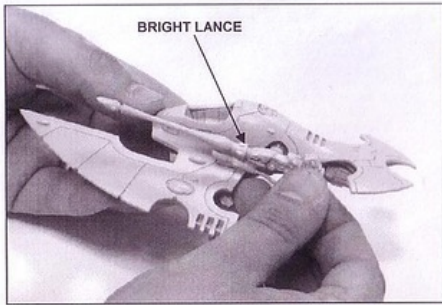
WARNING: Resin dust can be harmful if inhaled. Always wear a dust
mask or respirator when sanding or sawing resin parts.

The copyright on the model designs and components within
this box is the exclusive property of Games Workshop Ltd.
Copyright Games Workshop Ltd., 2008. All rights reserved.

Product code : IA-ELD-T-028

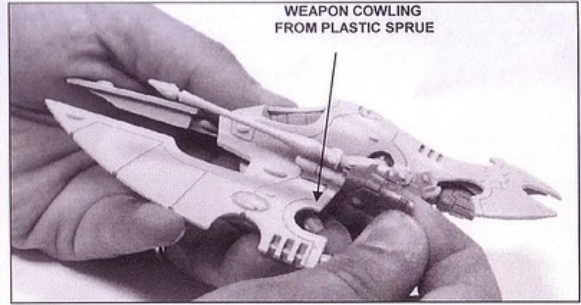
Forge World, Games Workshop, Willow Road, Lenton, Nottingham, NG7 2WS, UK. Tel. 0044 (0)115 916 8177





REPEAT ON LEFT AND RIGHT SIDE

The resin Bright Lances
can be exchanged for any
of the plastic heavy weapons supplied



REPEAT ON LEFT AND RIGHT SIDE

The 'hinge' of the plastic canopy should be removed to fit over the cockpit.

