


1 COCKPIT ASSEMBLY • ASSEMBLAGE DU COCKPIT • MONTAJE DE LA CABINA • ZUSAMMENBAU DES COCKPITS • ASSEMBLAGGIO DELLA CABINA • コックピットの組み立て

1


1a



Finished Assembly
Assemblage terminé
Montaje acabado
Fertiger Zusammenbau
Assemblaggio completo
完成例



1b



Finished Assembly
Assemblage terminé
Montaje acabado
Fertiger Zusammenbau
Assemblaggio completo
完成例




1c



Finished Assembly
Assemblage terminé
Montaje acabado
Fertiger Zusammenbau
Assemblaggio completo
完成例




1d



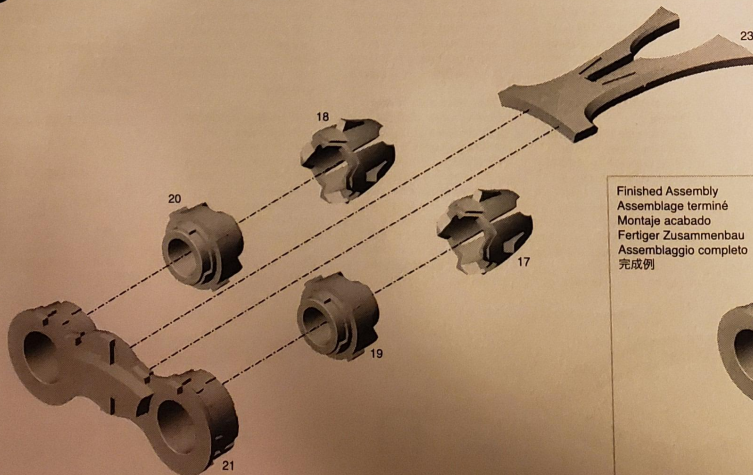
! Paint cockpit prior to final assembly
À peindre avant l'assemblage final
Pinta la cabina antes de proceder al montaje final
Bemale das Cockpit vor dem endgültigen Zusammenbau
Dipingi la cabina prima dell'assemblaggio finale
組み立て終わる前にコックピットをペイントしておくこと

Finished Assembly
Assemblage terminé
Montaje acabado
Fertiger Zusammenbau
Assemblaggio completo
完成例




2



ENGINE ASSEMBLY • ASSEMBLAGE DES MOTEURS • MONTAJE DEL MOTOR • ZUSAMMENBAU DER TRIEBWERKE • ASSEMBLAGGIO DEL MOTORE • エンジンの組み立て



Finished Assembly
Assemblage terminé
Montaje acabado
Fertiger Zusammenbau
Assemblaggio completo
完成例


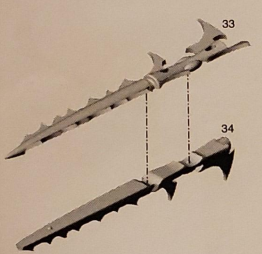



**3 MISSILES ASSEMBLY • ASSEMBLAGE DES MISSILES • MONTAJE DE LOS MISILES
ZUSAMMENBAU DER RAKETEN • ASSEMBLAGGIO DEI MISSILI • ミサイルの組み立て**




Finished Assembly
Assemblage terminé
Montaje acabado
Fertiger Zusammenbau
Assemblaggio completo
完成例

Monoscythe missiles x4
Missiles monofaux x4
Misiles Monoguadña x4
Schnitterfeldrakete x4
Missile monolama x4
モノサイズ・ミサイル x4



Finished Assembly
Assemblage terminé
Montaje acabado
Fertiger Zusammenbau
Assemblaggio completo
完成例

Necrotoxin missiles x4
Missiles nécrotoxiques x4
Misiles de Necrotoxina x4
Nekrotoxinrakete x4
Missile a necrotossine x4
ネグロトキシン・ミサイル x4




Finished Assembly
Assemblage terminé
Montaje acabado
Fertiger Zusammenbau
Assemblaggio completo
完成例

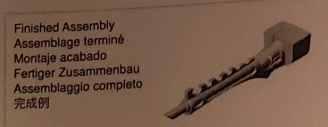
Shatterfield missiles x4
Missiles décalorifères x4
Misiles de doble núcleo x4
Scherbenfeldrakete x4
Missile gorgone x4
シャッターフィールド・ミサイル x4



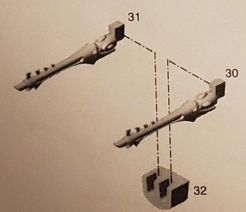
**4 WEAPONS ASSEMBLY • ASSEMBLAGE DES ARMES • MONTAJE DE LAS ARMAS
ZUSAMMENBAU DER WAFFEN • ASSEMBLAGGIO DELLE ARMI • 武器の組み立て**



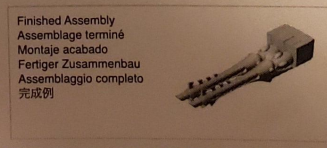
Splinter cannon
Canon Eclateur
Cañón cristalino
Splitterkanone
Cannone a schegge
スプリッターキャノン



Finished Assembly
Assemblage terminé
Montaje acabado
Fertiger Zusammenbau
Assemblaggio completo
完成例




Twin-linked splinter rifles
Fusils éclateurs jumelés
Rifles cristalinos acoplados
Synchronisiertes Splittergewehr
Fucile a schegge binato
ツインリンク・スプリッターライフル



Finished Assembly
Assemblage terminé
Montaje acabado
Fertiger Zusammenbau
Assemblaggio completo
完成例


5

UPPER HULL ASSEMBLY • ASSEMBLAGE DU FUSELAGE SUPÉRIEUR • MONTAJE DEL CASCO SUPERIOR
ZUSAMMENBAU DES OBEREN RUMPFS • ASSEMBLAGGIO DELLO SCAFO SUPERIORE • 機体上部の組み立て



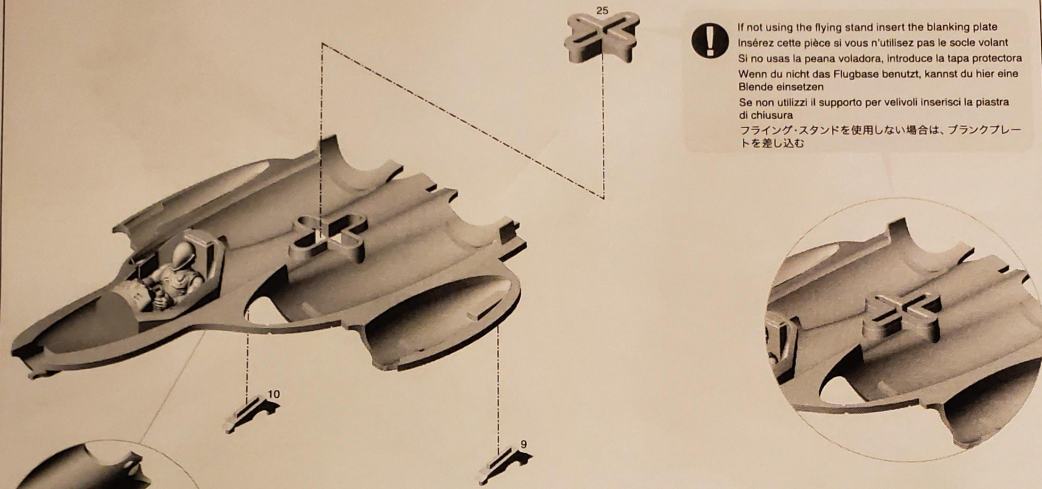
! Use locator pins to lock parts into position
 Utilisez les encoches pour positionner les pièces
 Utiliza las clavijas localizadoras para asegurar las piezas en su posición
 Benutze die Positionierungshilfen, um die Teile in Position zu bringen
 Usa gli incastrì per posizionare i componenti
 位置決め用の突起を使ってパーツを固定する

Finished Assembly
 Assemblage terminé
 Montaje acabado
 Fertiger Zusammenbau
 Assemblaggio completo
 完成例



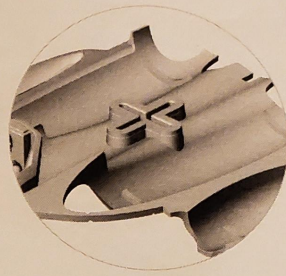


6

LOWER HULL ASSEMBLY • ASSEMBLAGE DU FUSELAGE INFÉRIEUR • MONTAJE DEL CASCO INFERIOR
ZUSAMMENBAU DES UNTEREN RUMPFS • ASSEMBLAGGIO DELLO SCAFO INFERIORE • 機体下部の組み立て



! If not using the flying stand insert the blanking plate
 Insérez cette pièce si vous n'utilisez pas le socle volant
 Si no usas la peana voladora, introduce la tapa protectora
 Wenn du nicht das Flugbase benutzt, kannst du hier eine Blende einsetzen
 Se non utilizzi il supporto per velivoli inserisci la piastra di chiusura
 フライング・スタンドを使用しない場合は、ブランクプレート差し込む


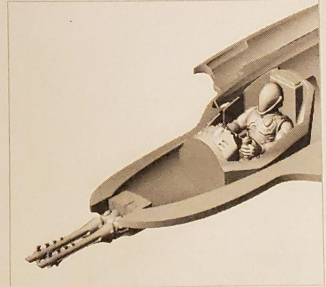



Finished Assembly
 Assemblage terminé
 Montaje acabado
 Fertiger Zusammenbau
 Assemblaggio completo
 完成例

7

FRONT WEAPON ASSEMBLY • ASSEMBLAGE DES ARMES FRONTALES • MONTAJE DEL ARMA FRONTAL
ZUSAMMENBAU DER FRONTBEWAFFNUNG • ASSEMBLAGGIO DELL'ARMA FRONTALE • 正面装備の組み立て


Twin-linked splinter rifles
 Fusils éclateurs jumelés
 Rifles cristallinos acoplados
 Synchronisiertes Splittergewehr
 Fucile a schegge binato
 ツインリンク・スプリンターライフル




! Attach the weapon of choice
 Placez l'arme de votre choix
 Introduce el arma que hayas elegido
 Befestige die gewählte Waffe
 Attacca l'arma scelta
 好きな武器を取り付ける

Splinter cannon
 Canon Eclateur
 Cañón cristalino
 Splitterkanone
 Cannone a schegge
 スプリンターキャノン

8 MAIN HULL ASSEMBLY • ASSEMBLAGE DU FUSELAGE • MONTAJE DEL CASCO PRINCIPAL
HAUPTZUSAMMENBAU DES RUMPFES • ASSEMBLAGGIO DELLO SCAFO PRINCIPALE • 機体主要部の組み立て




9



Disintegrators
 Canons désintégrateurs
 Desintegradores
 Schattenkanonen
 Disintegratori
 ティスインテグレーター

Dark lances
 Lances de ténèbres
 Lanzas oscuras
 Schattenlanzen
 Lance oscura
 ゲークランス

! Attach the weapon of choice
 Placez l'arme de votre choix
 Introduce el arma que hayas elegido
 Befestige die gewählte Waffe
 Attacca l'arma scelta
 好きな武器を取り付ける



! Missile options
 Options de missiles
 Opciones de misil
 Raketenwahl
 Opzioni di missili
 ミサイルのオプション