

WARHAMMER
40,000

THE TRIUMPH OF SAINT KATHERINE





• READ THIS FIRST • À LIRE EN PREMIER • LEER ANTES DE MONTAR
 • LIES DIES ZUERST • LEGGI PRIMA QUESTO

ENG

BEFORE ASSEMBLING YOUR MINIATURES, PLEASE READ THROUGH THE INSTRUCTIONS IN THIS BOOKLET CAREFULLY.
 A pair of plastic cutters is required to remove the plastic components in this kit from their frame. We advise using a mouldline scraping tool to clean up the parts. To assemble your model you will need plastic glue. Games Workshop sells Citadel Fine Detail Cutters, Citadel Mouldline Remover and Citadel Plastic Glue, but does not recommend these products for use by children under the age of 16 without adult supervision.

FRE

AVANT D'ASSEMBLER VOS FIGURINES, VEUILLEZ LIRE ATTENTIVEMENT LES INSTRUCTIONS DE CE LIVRET.
 Une pince coupante est requise pour détacher chaque élément de sa grappe. Nous vous recommandons l'utilisation d'un grattoir pour ébarber les éléments. Pour l'assemblage, vous aurez également besoin de colle plastique. Games Workshop commercialise les Pinces de Précision Citadel, l'Ébarboir Citadel et la Colle Plastique Citadel, mais n'en recommande pas l'utilisation pour des enfants de moins de 16 ans sans la supervision d'un adulte.

SPA

POR FAVOR, LEE CUIDADOSAMENTE ESTE LIBRETO DE INSTRUCCIONES ANTES DE EMPEZAR A MONTAR LAS MINIATURAS. Te harán falta unas tenazas para plástico a fin de separar las piezas de la matriz. También aconsejamos una herramienta para rebabas a fin de limpiar cada pieza. Para montar la miniatura necesitarás pegamento para plástico. Games Workshop vende Tenazas Citadel, Herramientas para rebabas Citadel y Pegamento para plástico Citadel, pero no recomienda estos productos a menores de 16 años sin la supervisión de un adulto.

GER

VOR DEM ZUSAMMENBAU DER MINIATUREN BITTE DIE ANWEISUNGEN IN DIESER ANLEITUNG AUFMERKSAM DURCHLESEN. Du benötigst einen Kunststoffseitenschneider, um die Kunststoffbauteile aus dem Gussrahmen herauszutrennen, und Kunststoffkleber, um die Miniatur zusammenzubauen. Außerdem empfehlen wir, die Bauteile vorher mit einem Gussgratentferner zu säubern. Games Workshop bietet Präzisions-Kunststoffseitenschneider von Citadel sowie Citadel-Kunststoffkleber an, empfiehlt aber, dass Kinder unter 16 Jahren diese nur unter Aufsicht eines Erwachsenen benutzen.

ITA

PRIMA DI ASSEMBLARE LE TUE MINIATURE LEGGI ATTENTAMENTE TUTTE LE ISTRUZIONI DI QUESTO LIBRETTO. Sono necessarie un paio di tronchesine per plastica per staccare i componenti dai loro sprue. Consigliamo di usare un attrezzo apposito per pulire i componenti. Per assemblare il modello avrai bisogno di colla per plastica. Games Workshop vende Tronchesine di precisione Citadel, Attrezzo per ripulire Citadel e Colla per plastica Citadel, ma non consiglia questi prodotti ad un pubblico minore di 16 anni senza la supervisione di un adulto.

• EXPLANATION OF SYMBOLS • EXPLICATION DES SYMBOLES • EXPLICACIÓN DE SÍMBOLOS
 • ERLÄUTERUNG DER SYMBOLE • LEGENDA DEI SIMBOLI



- Special instruction - Please read
- Instructions spéciales - Lire attentivement
- Instrucción especial: Por favor, léela
- Besondere Anweisung - Bitte lesen
- Istruzioni speciali - Leggi attentamente



- Choice of parts
- Choix d'éléments
- Modelos de componentes
- Auswahl an Teilen
- Scelta di componenti



- Variant assembly
- Variante d'assemblage
- Variante de montaje
- Bauvariante
- Assemblaggio alternativo

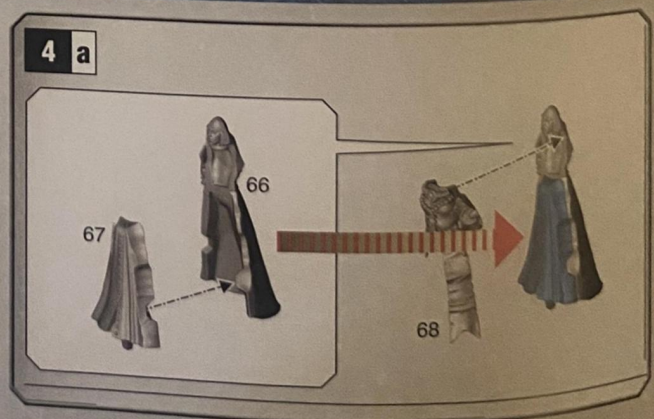


- Stage complete
- Étape terminée
- Paso completado
- Schritt abgeschlossen
- Fase completa

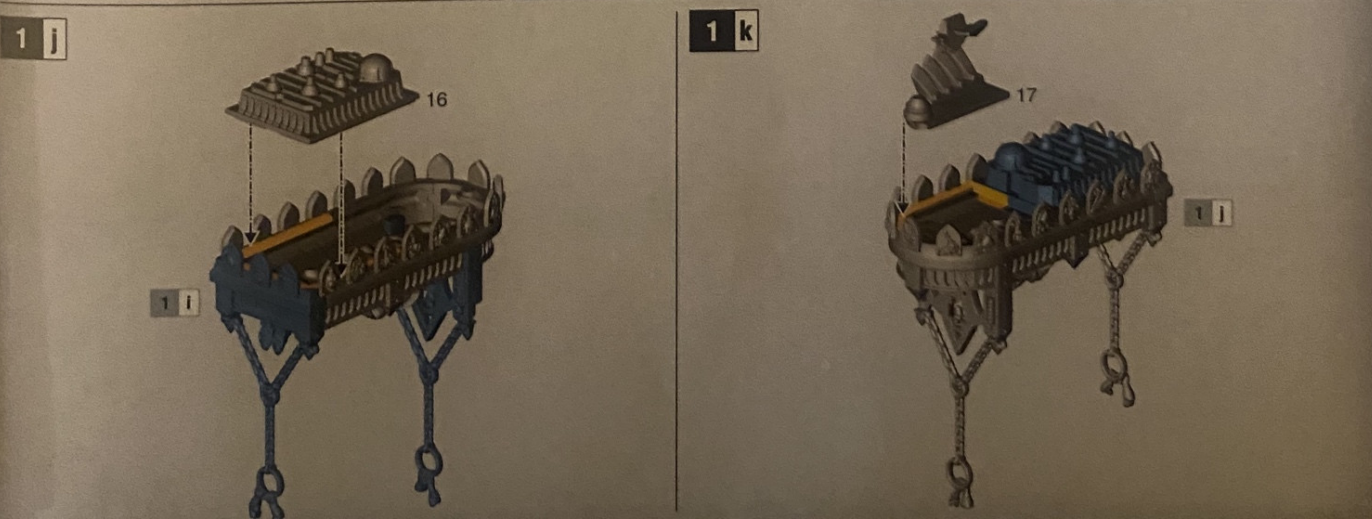
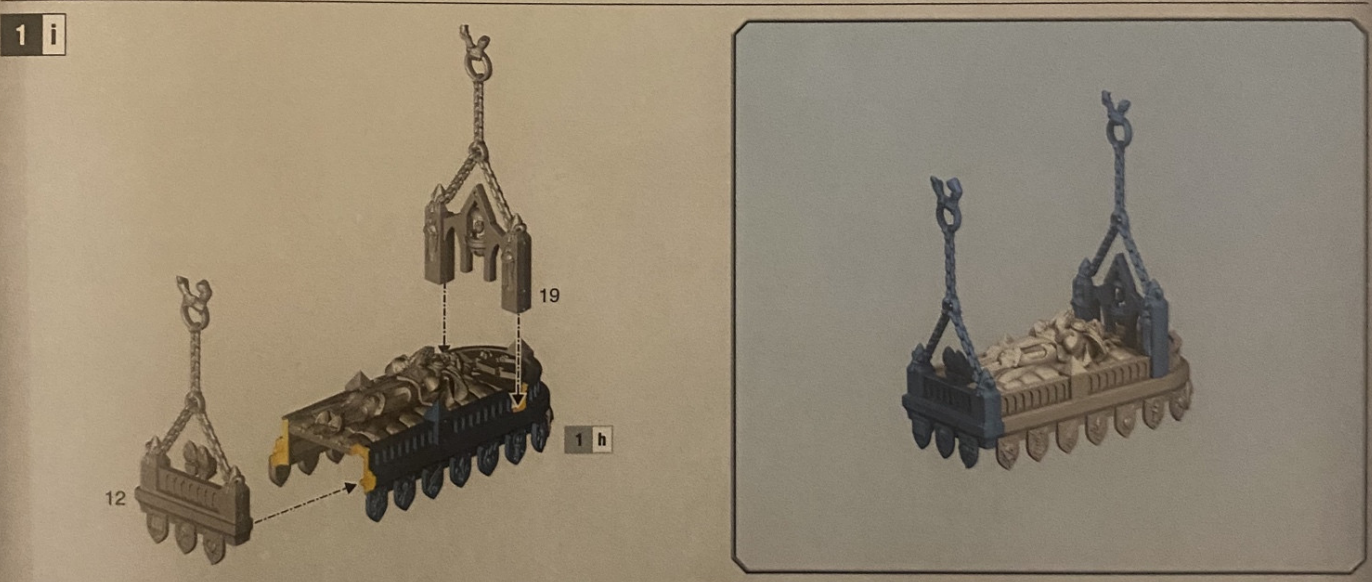
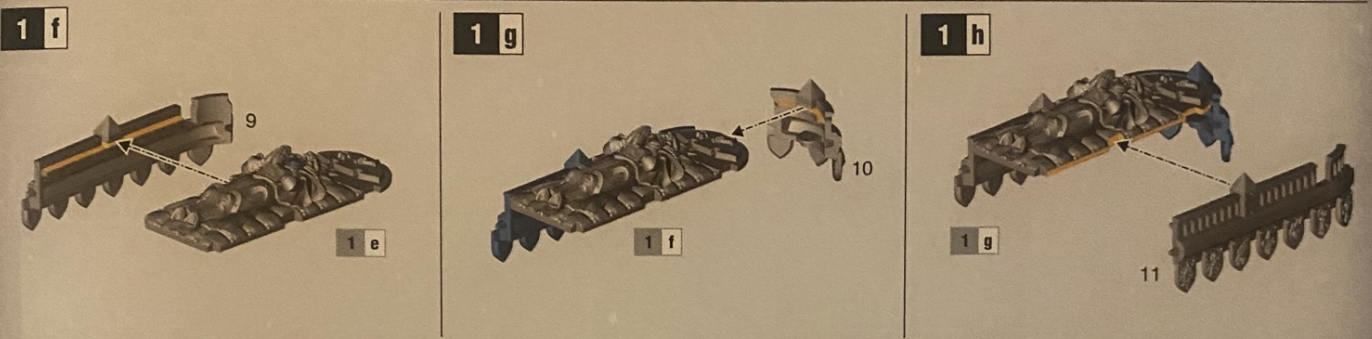

• GUIDE TO USING THESE INSTRUCTIONS • GUIDE D'UTILISATION DE CES INSTRUCTIONS
 • GUÍA DE USO DE ESTAS INSTRUCCIONES • ERKLÄRUNG DER ANWEISUNGEN
 • GUIDA ALLE ISTRUZIONI


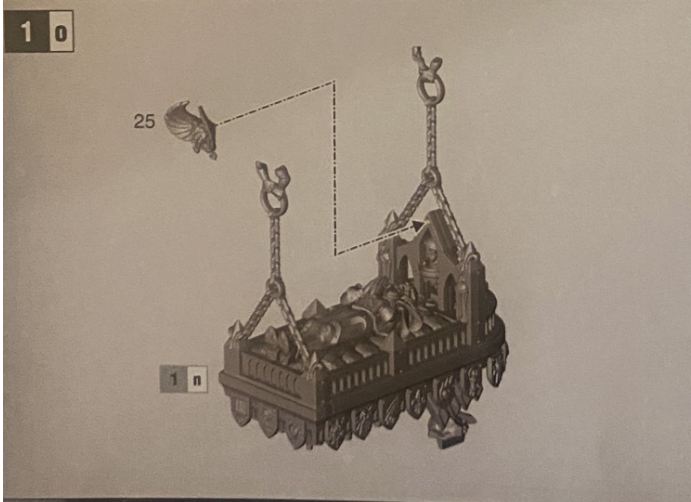
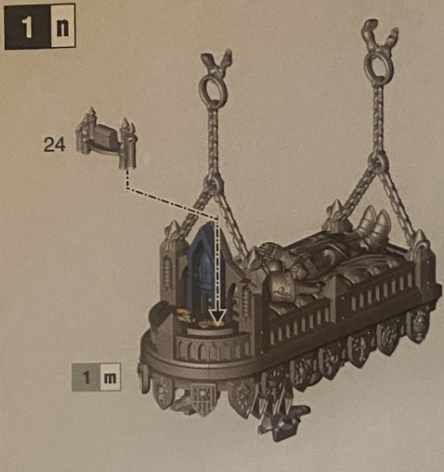

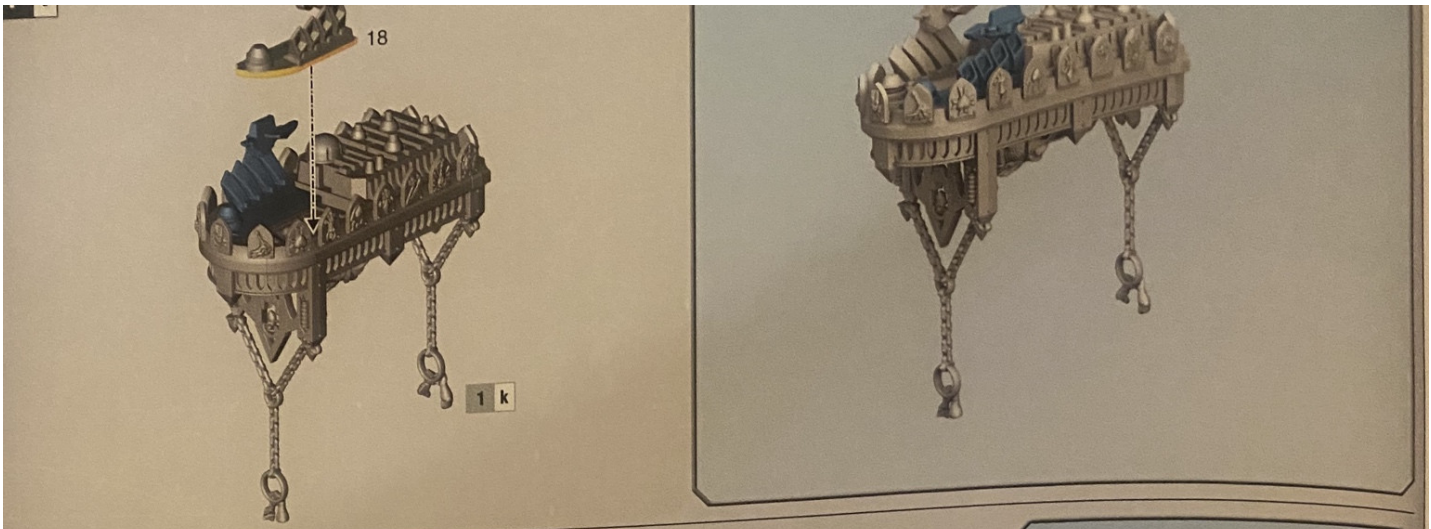


- Follow assembly in numerical and alphabetical order
- Suivre les instructions par ordre numérique ou alphabétique
- Seguir el orden numérico y alfabético de montaje
- Zusammenbau in numerischer und alphabetischer Reihenfolge
- Segui l'assemblaggio in ordine numerico e alfabetico




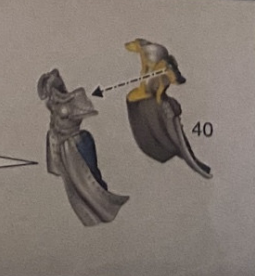
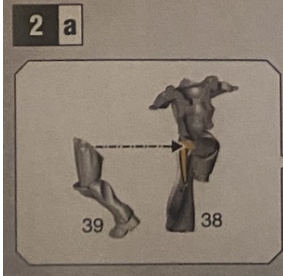


- Blue area - Previously assembled components
- Zone bleue - Éléments déjà assemblés
- Área azul - Partes montadas previamente
- Blau markiert: zuvor zusammengebaute Teile
- Area blu - Componenti precedentemente assemblati






2 SAINT KATHERINE

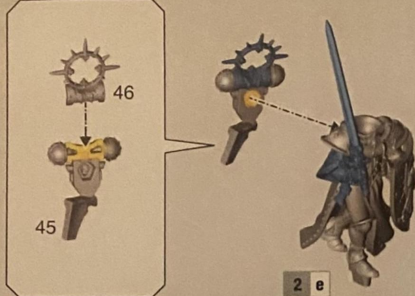


2 e



2 d

2 f



2 e

2 g




2 f



3 SAINT ARABELLA

3 a



49

48

50




3 b



3 a

51

3 c



3 b

52

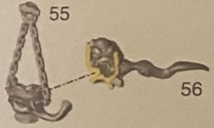
3 d



3 c


53

3 e



55

56



54

3 d

3 f




57

3 e



4 SAINT LUCIA


4 a



67

66

4 b



69

4 c



70

4 b


4 d



72

4 c

4 e



4 d



71

95



5 SAINT DOMINICA


5 a



5 b



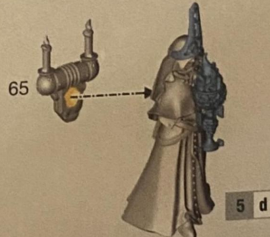
5 c



5 d




5 e



6 SAINT MINA

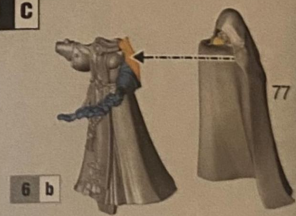
6 a




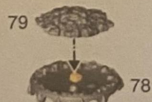
6 b



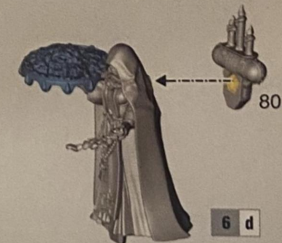
6 c



6 d


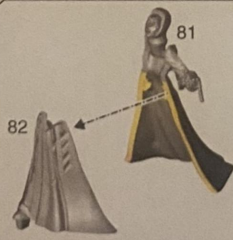


6 e




7 SAINT SILVANA


7 a



7 b




7 c



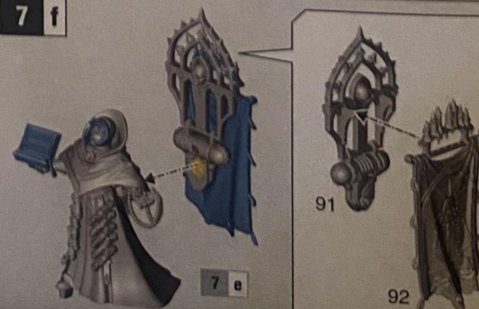
7 d




7 e




7 f




8 a



8 b



8 c



8 d





8 e


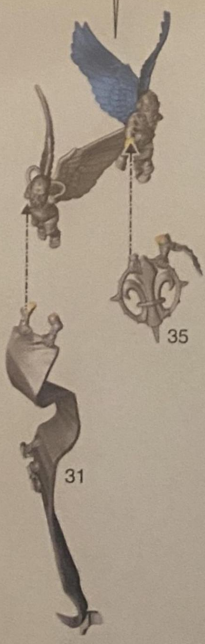


2


8 d



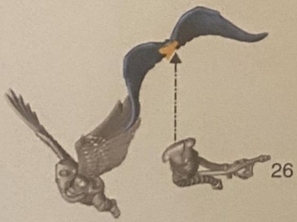



8 f



8 e





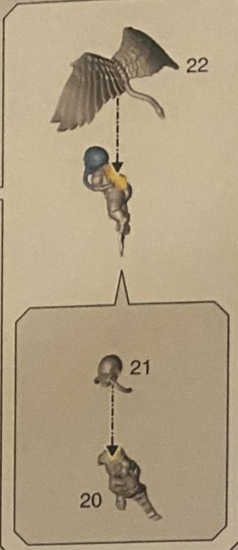
8 f



8 h



8 9



9
POWER

TRIUMPH OF SAINT KATHERINE

NAME	M	WS	BS	S	T	W	A	Ld	Sv
Triumph of Saint Katherine	6"	3+	3+	3	3	18	*	9	3+

The Triumph of Saint Katherine is a single model equipped with: 6 bolt pistols; the Martyr's Sword; relic weapons; frag grenades; krak grenades. You can only include one of this model in your army.

WEAPON	RANGE	TYPE	S	AP	D	ABILITIES
Bolt pistol	12"	Pistol 1	4	0	1	-
The Martyr's Sword	Melee	Melee	+3	-3	2	When the bearer fights, no more than 4 attacks can be made with this weapon.
Relic weapons	Melee	Melee	+2	-1	1	-
Frag grenades	6"	Grenade D6	3	0	1	-
Krak grenades	6"	Grenade 1	6	-1	D3	-

DAMAGE

Some of this model's characteristics change as it suffers damage, as shown below:

REMAINING W	A	RELICS
10-18+	14	5
5-9	8	2
1-4	6	1

ABILITIES

Acts of Faith, Sacred Rites, Shield of Faith

Praesidium Protectiva: This model has a 4+ invulnerable save. When resolving an attack made against this model, subtract 1 from the hit roll.

The Fiery Heart: Morale tests taken for friendly **ADEPTA SORORITAS** units within 6" of this model are automatically passed.

Solemn Procession: This model cannot embark aboard a **TRANSPORT**.

Relics of the Matriarchs: This model has a number of relics as detailed in the damage table above. Each relic grants this model an ability as follows. This model can only have one of each relic. When this model suffers damage that reduces its number of relics, select which of the relics (and their abilities) this model no longer has. If this model regains lost wounds that increases its number of relics, select which of the relics (and their abilities) this model regains.

Censer of the Sacred Rose: At the start of each turn, gain one Miracle dice.

Simulacrum of the Ebon Chalice: At the start of your Shooting phase, roll one D6 for each enemy unit within 6" of this model, adding 1 to the result if the unit being rolled for is a **PSYKER** and 1 to the result if the unit being rolled for is a **CHAOS** unit. On a 5+ the unit being rolled for suffers D3 mortal wounds.

Petals of the Bloody Rose: Add 1 to hit rolls for attacks made with melee weapons by models in friendly **ADEPTA SORORITAS** units whilst their unit is within 6" of this model.

Icon of the Valorous Heart: Once per phase, you can perform one Act of Faith for a friendly unit within 6" that has the Acts of Faith ability, even if you have already performed one or more Acts of Faith in that phase.

Simulacrum of the Argent Shroud: When you perform an Act of Faith for a friendly unit whilst it is within 6" of this model, you can increase or decrease the value of one Miracle dice used by 1 before you use it, to a maximum of 6 and a minimum of 1. This is not cumulative with any other abilities that can increase or decrease the value of a Miracle dice (e.g. the Dialogus' Stirring Rhetoric ability).

FACTION KEYWORDS

IMPERIUM, ADEPTUS MINISTORUM, ADEPTA SORORITAS

KEYWORDS

CHARACTER, INFANTRY, TRIUMPH OF SAINT KATHERINE

BASE RETRIBUTOR ARMOUR
SHADE REIKLAND FLESHSHADE
LAYER LIBERATOR GOLD
LAYER WHITE SCAR

BASE CELESTRA GREY
BASE CORAX WHITE
LAYER WHITE SCAR

BASE RAKARTH FLESH
SHADE SERAPHIM SEPIA
LAYER PALLID WYCH FLESH
LAYER WHITE SCAR

BASE KHORNE RED
SHADE CARROBURG CRIMSON
LAYER EVIL SUNZ SCARLET
LAYER WAZDAKKA RED

BASE ABADDON BLACK
LAYER DARK REAPER
LAYER THUNDERHAWK BLUE
LAYER ULTHUAN GREY

BASE BALTHASAR GOLD
SHADE REIKLAND FLESHSHADE
LAYER GEHENNA'S GOLD
LAYER AURIC ARMOUR GOLD

BASE RETRIBUTOR ARMOUR
SHADE REIKLAND FLESHSHADE
LAYER LIBERATOR GOLD
LAYER STORMHOST SILVER

BASE MEPHISTON RED
LAYER CARROBURG CRIMSON
LAYER EVIL SUNZ SCARLET
LAYER WILD RIDER RED

BASE ZANDRI DUST
SHADE REIKLAND FLESHSHADE
LAYER USHABTI BONE
LAYER SCREAMING SKULL

BASE RHINOX HIDE
SHADE NULN OIL
LAYER GORTHOR BROWN
LAYER CADIAN FLESHSTONE

BASE BALTHASAR GOLD
SHADE REIKLAND FLESHSHADE
LAYER GEHENNA'S GOLD
LAYER AURIC ARMOUR GOLD

BASE CELESTRA GREY
LAYER ULTHUAN GREY
LAYER WHITE SCAR

BASE MEPHISTON RED
LAYER CARROBURG CRIMSON
LAYER EVIL SUNZ SCARLET
LAYER WILD RIDER RED

