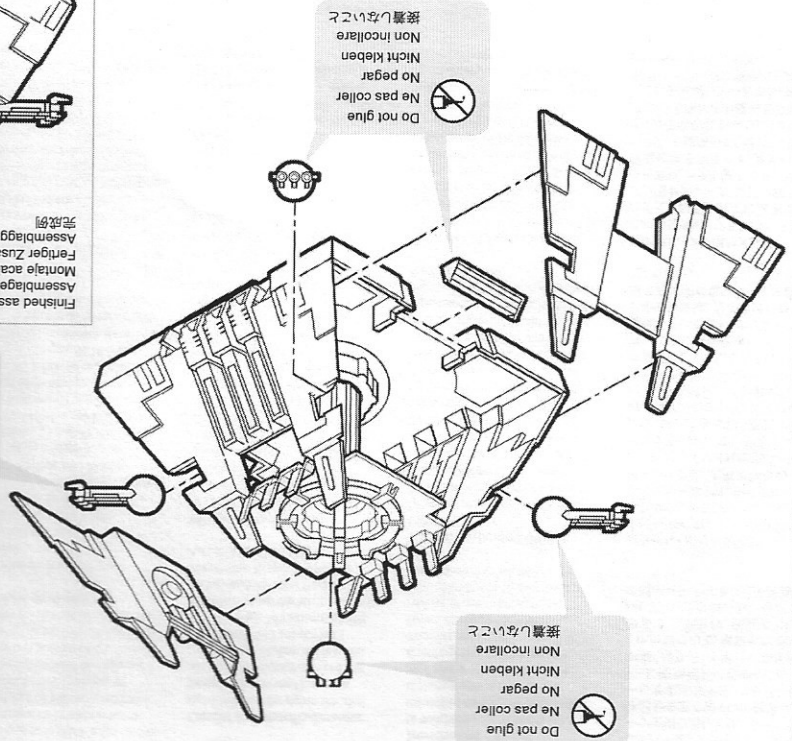


完成例  
 Finished assembly  
 Assemblage terminé  
 Montaje acabado  
 Fertiger Zusammenbau  
 Assemblaggio completo

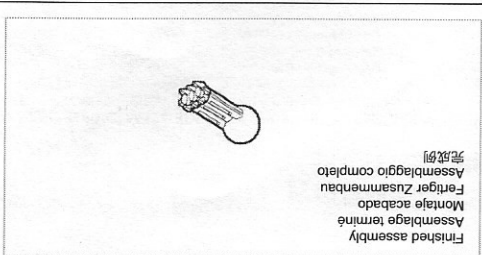
Do not glue  
 No pas colle  
 No pegar  
 Nicht kleben  
 Non incollare  
 接着しないで



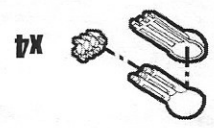
Do not glue  
 No pas colle  
 No pegar  
 Nicht kleben  
 Non incollare  
 接着しないで

Do not glue  
 No pas colle  
 No pegar  
 Nicht kleben  
 Non incollare  
 接着しないで

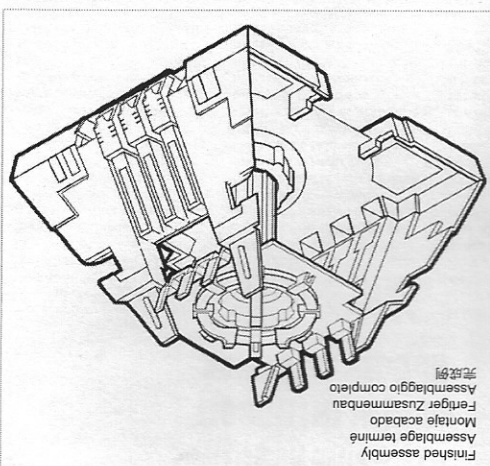
**3** HULL ASSEMBLY • ASSEMBLAGE DE LA COQUE • MONTAJE DEL CASCO  
 ZUSAMMENBAU DES RUMPFES • ASSEMBLAGGIO DELLO SCARFO • 本体の組み立て



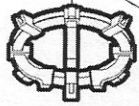
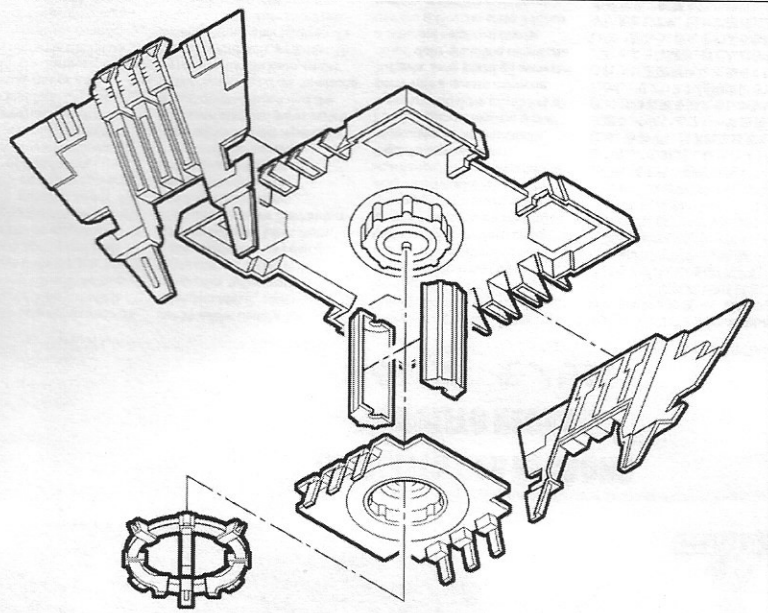
完成例  
 Finished assembly  
 Assemblage terminé  
 Montaje acabado  
 Fertiger Zusammenbau  
 Assemblaggio completo



**2** GUN ASSEMBLY • ASSEMBLAGE DES ARMES • MONTAJE DEL ARMA  
 ZUSAMMENBAU DER GAUSS-FLUXPROJEKTOREN • ASSEMBLAGGIO DEL CANNONE • 武器の組み立て

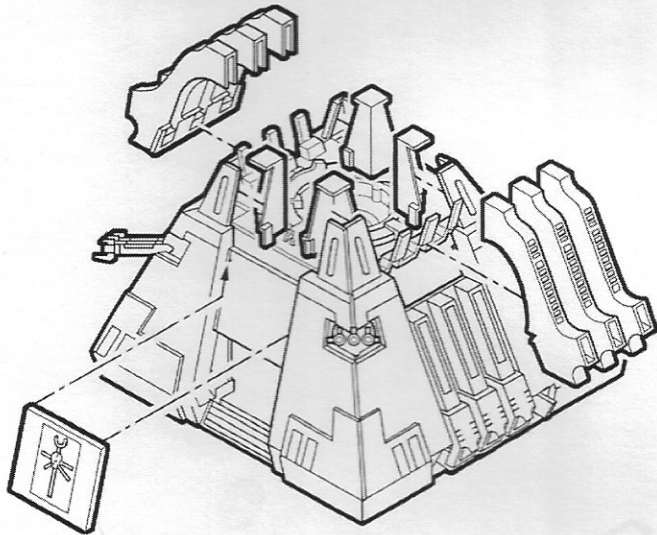


完成例  
 Finished assembly  
 Assemblage terminé  
 Montaje acabado  
 Fertiger Zusammenbau  
 Assemblaggio completo



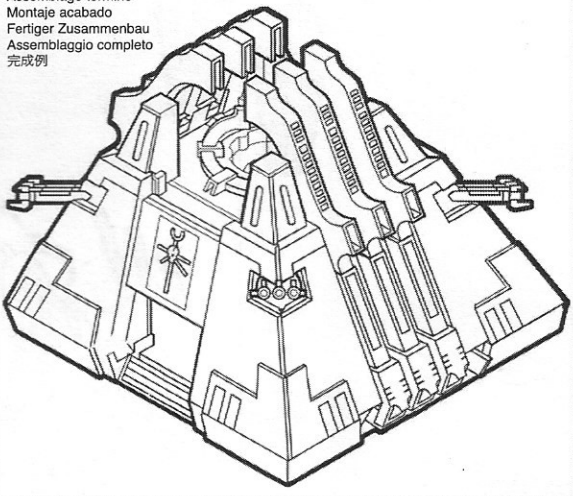
4

HULL ASSEMBLY contd. • ASSEMBLAGE DE LA COQUE suite. • CONTIN. MONTAJE DEL CASCO  
ZUSAMMENBAU DES RUMPFES (Fortsetzung) • ASSEMBLAGGIO DELLO SCAFO (segue) • 本体の組み立て(続き)




Do not glue  
Ne pas coller  
No pegar  
Nicht kleben  
Non incollare  
接着しないこと

Finished assembly  
Assemblage terminé  
Montaje acabado  
Fertiger Zusammenbau  
Assemblaggio completo  
完成例

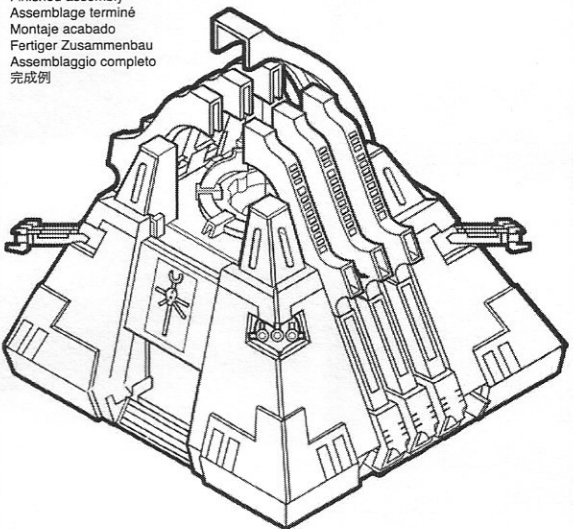


5

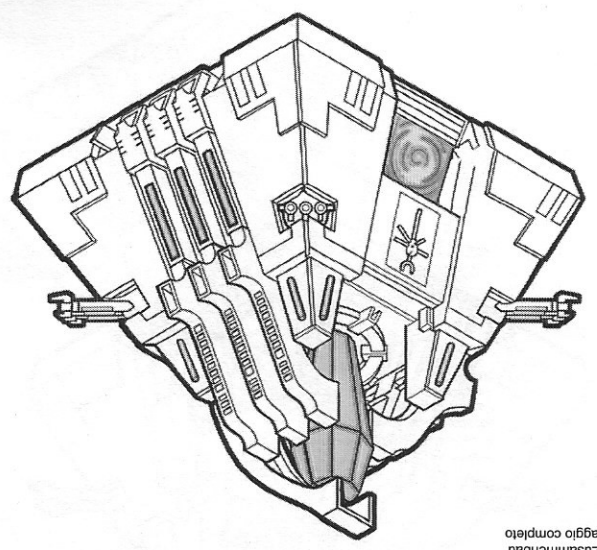
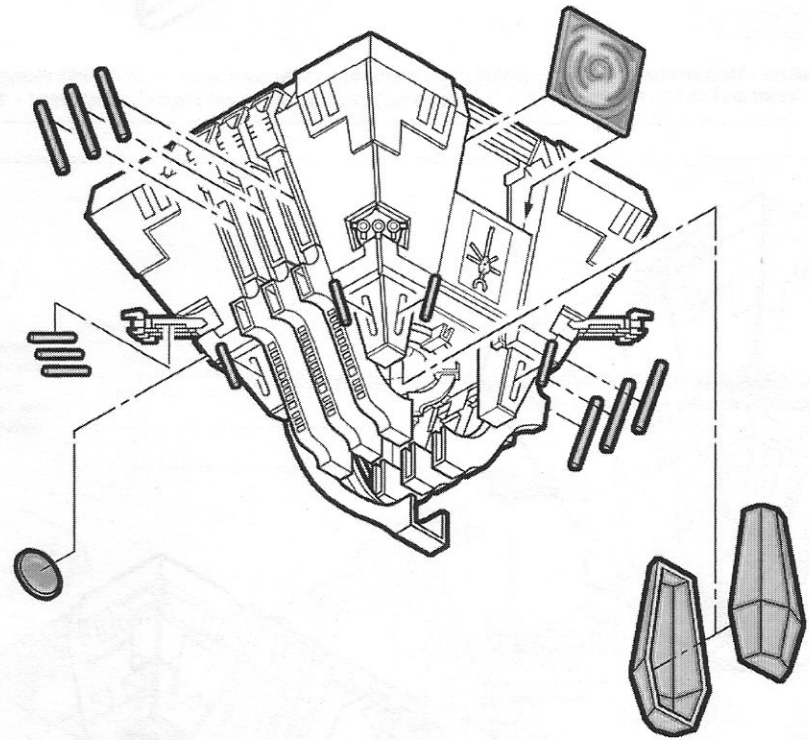
HULL ASSEMBLY contd. • ASSEMBLAGE DE LA COQUE suite. • CONTIN. MONTAJE DEL CASCO  
ZUSAMMENBAU DES RUMPFES (Fortsetzung) • ASSEMBLAGGIO DELLO SCAFO (segue) • 本体の組み立て(続き)



Finished assembly  
Assemblage terminé  
Montaje acabado  
Fertiger Zusammenbau  
Assemblaggio completo  
完成例



**Important:** Insert green rods after painting, using a small amount of P.V.A.  
**Important:** Insérez les tubes verts après peinture, avec un peu de colle P.V.A.  
**Wichtig:** Setz die grünen Stäbe erst nach der Bemalung ein und fixiere sie mit ein wenig Bastleim.  
**Importante:** dopo aver dipinto il modello inserisci le barrette verdi usando una piccola quantità di colla vinilica.  
**重要:** 緑色のグリーンロッドは、ペイントが終わった後に、少量の木工用ボンドを使って接着すること。



Finished assembly  
 Assemblage terminé  
 Montaje acabado  
 Fertiger Zusammenbau  
 Assemblaggio completo  
 完成例