

LEGIO CUSTODES CONTEMPTOR-ACHILLUS DREADNOUGHT

Combining phenomenal strength and speed, the Contemptor-Achillus Dreadnought matches the elite martial skills of a Custodian with some of the finest weapons and technologies available to the Imperium. When armed with a Dreadspear, it can carve through infantry and armour alike, slaughtering any who dare to oppose it on the battlefield.



THIS IS NOT A TOY

Not suitable for children under 15 years of age.

WARNING: Resin dust can be harmful if inhaled. Always wear a dust mask or respirator when sanding or sawing resin parts.

www.forgeworld.co.uk



993201080240






Components

Before assembly, check that none of the components are missing.

- | | |
|-------------------------------|---------------------|
| 1. Achillius Dreadspear | 23. Right Thigh |
| 2. Head | 24. Left Thigh |
| 3. Right Lastrum Storm Bolter | 25. Right Greave |
| 4. Left Lastrum Storm Bolter | 26. Left Greave |
| 5. Left Adrathic Destructor | 27. Couter x2 |
| 6. Right Adrathic Destructor | 28. Right Flat Foot |
| 7. Left Incinerator | 29. Right Bent Foot |
| 8. Right Incinerator | 30. Left Flat Foot |
| 9. Left Fist | 31. Left Bent Foot |
| 10. Left Fingers Open | 32. Right Pauldron |
| 11. Left Palm Open | 33. Left Pauldron |
| 12. Left Fingers Gripping | 34. Shoulder x2 |
| 13. Left Palm Gripping | 35. Upper Arm x2 |
| 14. Right Fist | 36. Left Elbow |
| 15. Right Fingers Gripping | 37. Right Elbow |
| 16. Right Palm Gripping | 38. Right Vambrace |
| 17. Right Fingers Open | 39. Left Vambrace |
| 18. Right Palm Open | 40. Right Elbow Cop |
| 19. Sarcophagus | 41. Left Elbow Cop |
| 20. Top Plate | 42. Fan Plate x2 |
| 21. Waist | 43. Engine |
| 22. Pelvis | |



Assembly Legend

- | | |
|--------------------|---|
| Parts for Assembly |  |
| Glue Contact Area |  |
| Optional Part |  |
| Note |  |
| Reverse Angle |  |
| Insert | |
| Hidden Component | |

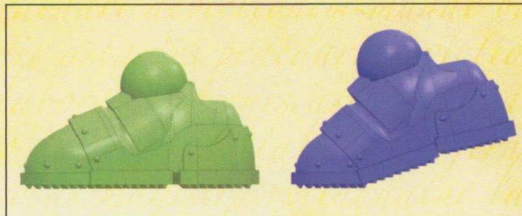
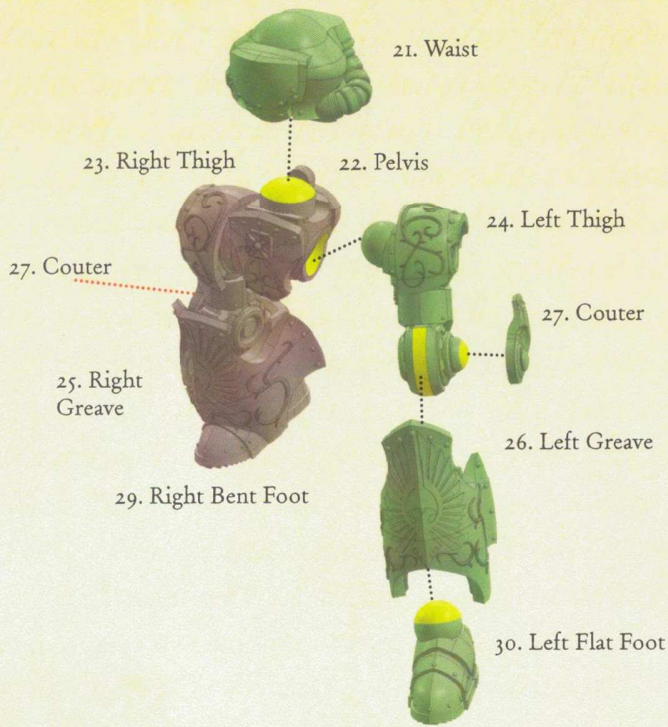
Preparing the Model for Assembly

Before assembling the model, wash each part thoroughly with an abrasive brush, such as a toothbrush, to remove any model release agent that may still be on the surface of the parts. Then, remove any excess resin such as mould lines, casting gates, vents and shims. For a more detailed guide to working with resin models, go to the Downloads section of the Forge World website.

This kit contains all the pieces required to construct an Achillius Dreadnought. To glue the resin pieces together, use Citadel Super Glue.

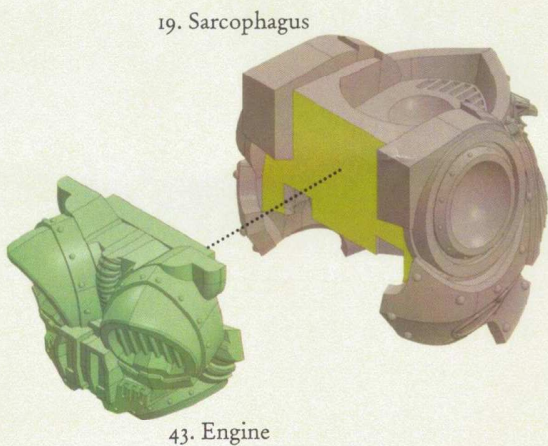
NOTE: We have cast this kit using advanced techniques and the best quality resin, but due to the nature of the casting process, your model may contain small air bubbles. These can easily be filled with model filler or super glue. Any slight warpage of thin parts can easily be corrected by immersing the part in hot tap water for about 1 minute, then carefully bending it back into shape.

If you need to contact the Forge World Customer Service team regarding this model, you can get in touch via email - forgeworld@gwplc.com - or call:
 0115 900 4995 within the UK
 011 44 115 900 4995 from the USA and Canada
 0011 44 115 900 4995 from Australia
 00 44 115 900 4995 from Europe and the rest of the world.

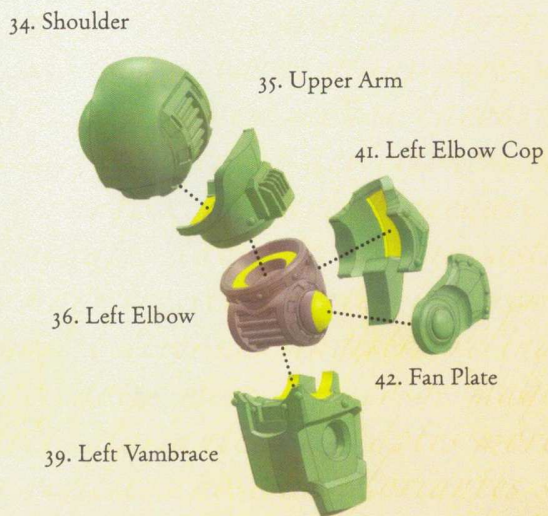



! The Contemptor-Achillus Dreadnought can be assembled in a variety of different poses as desired. To assist with this, the kit provides multiple options for feet and hands. The Gripping Hands should be used for holding the Achillus Dreadspear.

Also included are three different arm-mounted weapon options.



4




5



6



4. Left Lastrum Storm Bolter



Complete the right arm using parts 40. Right Elbow Cop, 37. Right Elbow and 38. Right Vambrace.

7



8

3. Right Lastrum Storm Bolter



Achillus Dreadspear Assembly



In this example, the Dreadnought is gripping the Achillus Dreadspear in its right hand only.


9

32. Right Pauldron

2. Head

20. Top Plate

33. Left Pauldron



10



GAMES WORKSHOP
games-workshop.com

© Copyright Games Workshop Limited 2016. All rights reserved.
www.forgeworld.co.uk

forge World